

Williams Monument offers a wide variety of monument sizes and styles to suit every cemetery requirement and family budget. We hope this guide will be helpful in determining which type of monument you are interested in. Please feel free to visit our Online Catalog & Monument Designer to browse our extensive catalog of designs that may be customized for you and your loved ones. You may also try your hand at designing your own.


Sample Monuments

These following monuments are examples of recent memorials created for our customers.






Florida Estate Monuments display a family or individual members of the family.



Common Monuments typically have inscription panels on the face of the monument for individuals.



Individual Monuments are typically smaller and are ideal for individuals who are possibly be displayed.



Flat-Surfaced Monuments are typically used for families or individuals who are possibly be displayed.



Wide-Style Monuments

anion style monuments and present a nice opportunity for a flower

Floral-Style Monuments

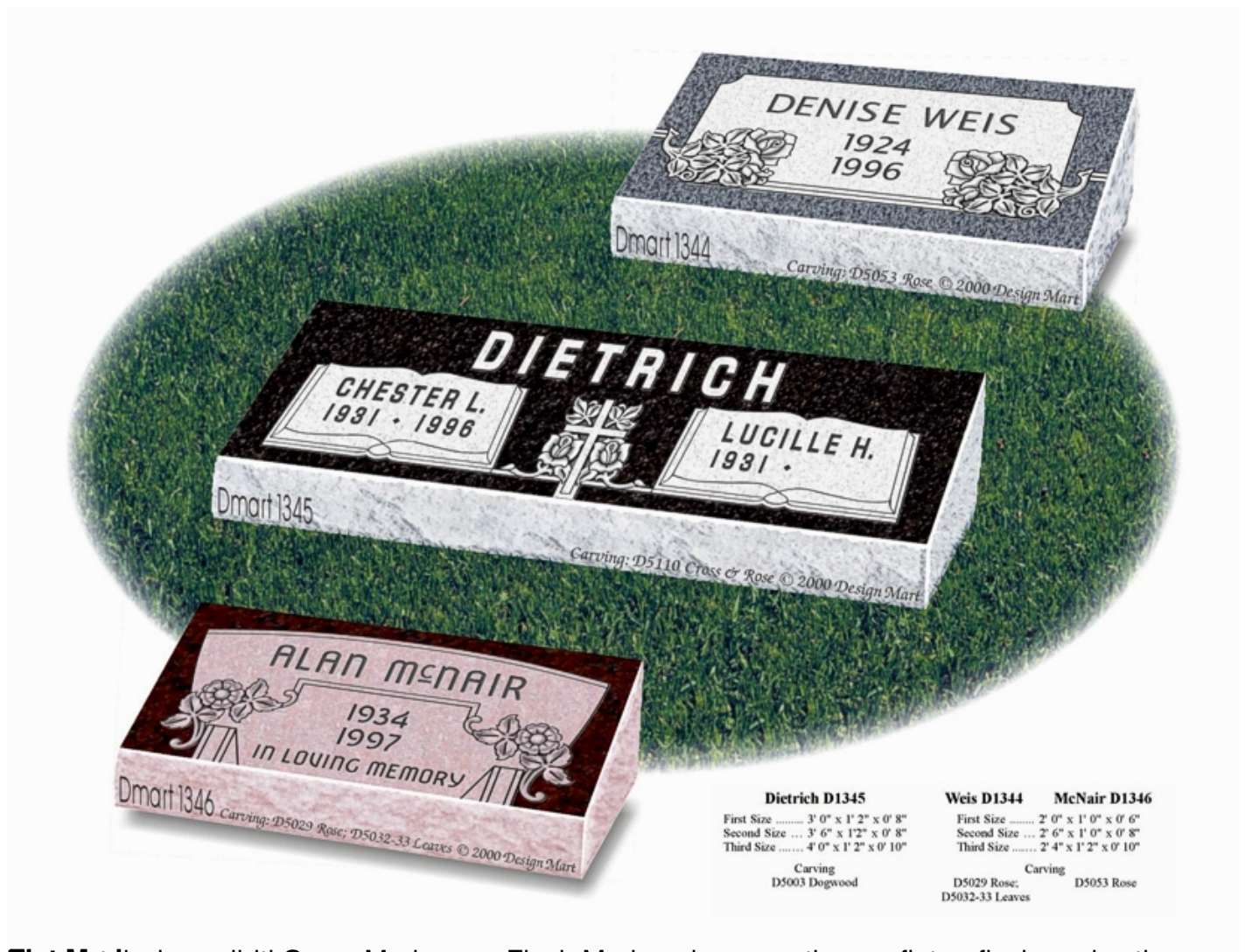
the center of the monument. This form makes it a simple design with a



Stender D1363	Chapman D1362	Berringer D1364
First Size 3' 0" x 0' 10" x 1' 4"	First Size 1' 8" x 0' 10" x 1' 4"	First Size 1' 8" x 0' 10" x 1' 4"
Second Size 3' 6" x 0' 10" x 1' 6"	Second Size ... 1' 10" x 0' 10" x 1' 4"	Second Size ... 1' 10" x 0' 10" x 1' 4"
Third Size 3' 6" x 1' 0" x 1' 6"	Third Size 2' 0" x 0' 10" x 1' 4"	Third Size 2' 0" x 0' 10" x 1' 4"
Fourth Size 4' 0" x 1' 2" x 1' 8"	Fourth Size 2' 6" x 0' 10" x 1' 4"	Fourth Size 2' 6" x 0' 10" x 1' 4"
D5195 Rose, D5011 Masonic, D5012 Eastern Star, D5013 Scroll	D5194 Rose, D5015 Heart	D5194 Rose

Bevel Markers

Bevels when standing at the foot of the marker. This makes the



Flat Markers are usually Cross Markers or Flush Markers because they are flat or flush against the ground.



Recessed Markers are usually Cross Markers, and these are for simple family portraits and dates.




Engravings are typically placed on a black stone and may be created by black with white, or they



Benches are another popular choice for families. They can be made of granite, marble, or bronze. They are often placed in a cemetery to provide a place for families to sit and reflect on the lives of their loved ones.



Monuments can be made of granite, marble, or bronze. They are often placed in a cemetery to provide a place for families to sit and reflect on the lives of their loved ones.



A Crypt or Mausoleum can be an ideal way to preserve the memory of an individual or an entire family. Crypt designs are available in a variety of configurations, and a walk-in mausoleum can be custom designed for two to eight niches.



Monuments can be made of granite, marble, or bronze. They are often placed in a cemetery to provide a place for families to sit and reflect on the lives of their loved ones.



Designs Number 0380-12 Design Mart 1968-2012 and are used with permission of Design Mart,